

i-Green Infrastructure Facilities Management



Topics

- IOSight
- Verticals
- System Architecture
- Features
- System Advantages
- Clients List
- Glimpse at Product
- Q&A

IOSight

IOSight is a software company established in 2005, with a solution for effortlessly managing infrastructure facilities, by utilizing data from disparate systems and representing the data in a logical format using graphs, charts and tables.

Infrastructure Facility Verticals

- Water production and transmission
- Sewage and waste-water treatment
- Desalination
- Environment inspection
- Natural gas and oil
- Traditional Energy & Renewable energy

Water

Advance decision support system


- Energy consumption
- Equipment efficiency
- Quantities & Meters
- Leakage control
- Pressure optimization
- Quality assurance
- Laboratory results





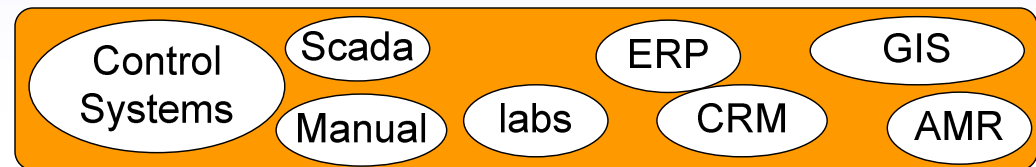
System Architecture

Disparate systems
 Data from external resources
 An abundance of data to be

- processed
- Filtered
- Analyzed
- Reported



Data sources



System Architecture

- Information distributed in various formats
 - Alerts
 - Graphs & Charts
 - Importing and exporting Excel files



Alerts

Printers &
Fax


Cell Phones

Scheduled
Mail Report

Regulator
Reports

Online Real
Time
DashBoard

Reports
Operating
Quality
analytics



Desalination Expert

Water Balance & Leakage Control
Tool

Features

i-Green collects raw data from a number of sources

- Sensors
- HMI/SCADA
- Spreadsheets
- External resources (Laboratory, AMR Etc)
- Manual entry

i-Green Models your facility

i-Green presents the data in real time

i-Green filters, alerts, presents trends, DMA representation

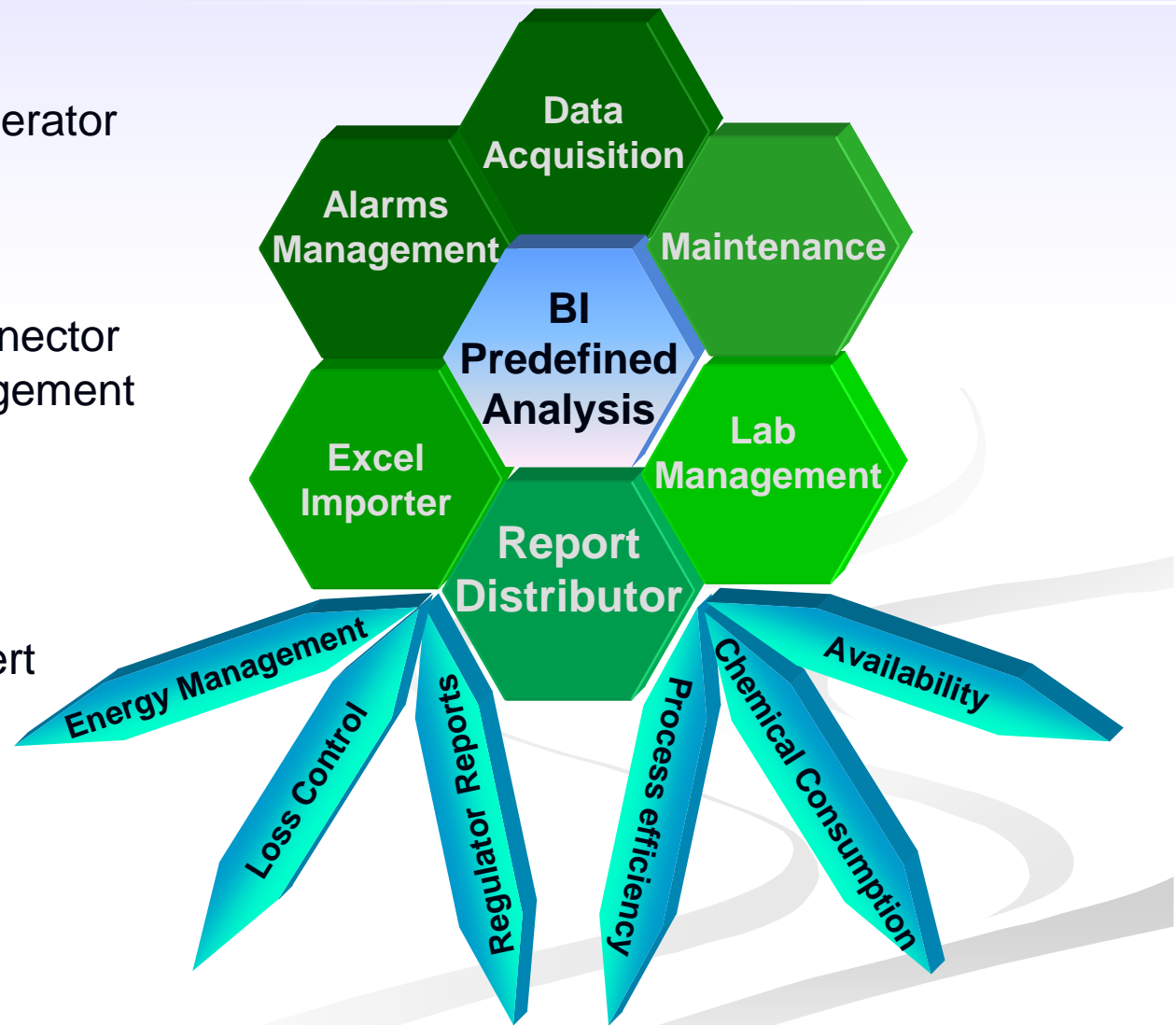
i-Green has predefined calculations and analytics

Features

- Basic Report Generator
- Lab Management
- Maintenance
- Alarms
- SQL & Excel Connector
- Large DB Management

- Leakage Control Management

- Desalination Expert



Features

Operational reports:

- Flow and pressure
- Quantities & Meters
- Equipment performance
- Alerts

Quality reports

- Regulators
- Internal quality assurance

Analytic reports

- Chemical consumption
- Energy management
- Others - filter, membrane, biogas turbine etc'

System Advantages

- Easy to deploy
- ✓ Eliminates human error
- ✓ Reduces administrative time
- ✓ Helps decipher data to better make decisions
- ✓ Large base of industry reports for cost saving and process improvement

IOSight

Data ▶ Analysis ▶ Insightful decisions

Clients List



Via Maris Palmachim



HAIFA REGION ASSOCIATION OF TOWNS - SEWERAGE



ופעלי ביוב וסיהור ירושלים בע"מ



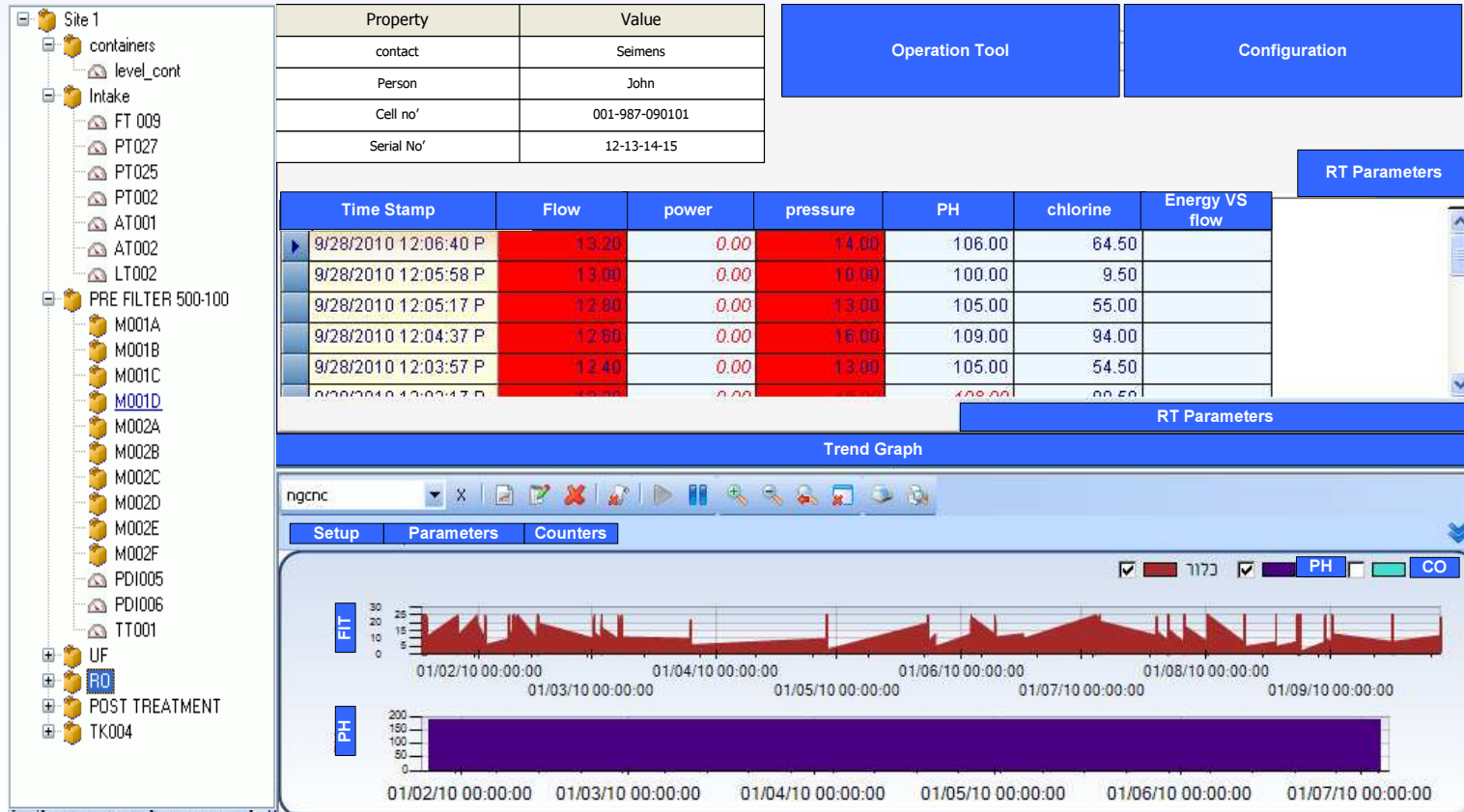
CARELINE

IOSight

Data ▶ Analysis ▶ Insightful decisions

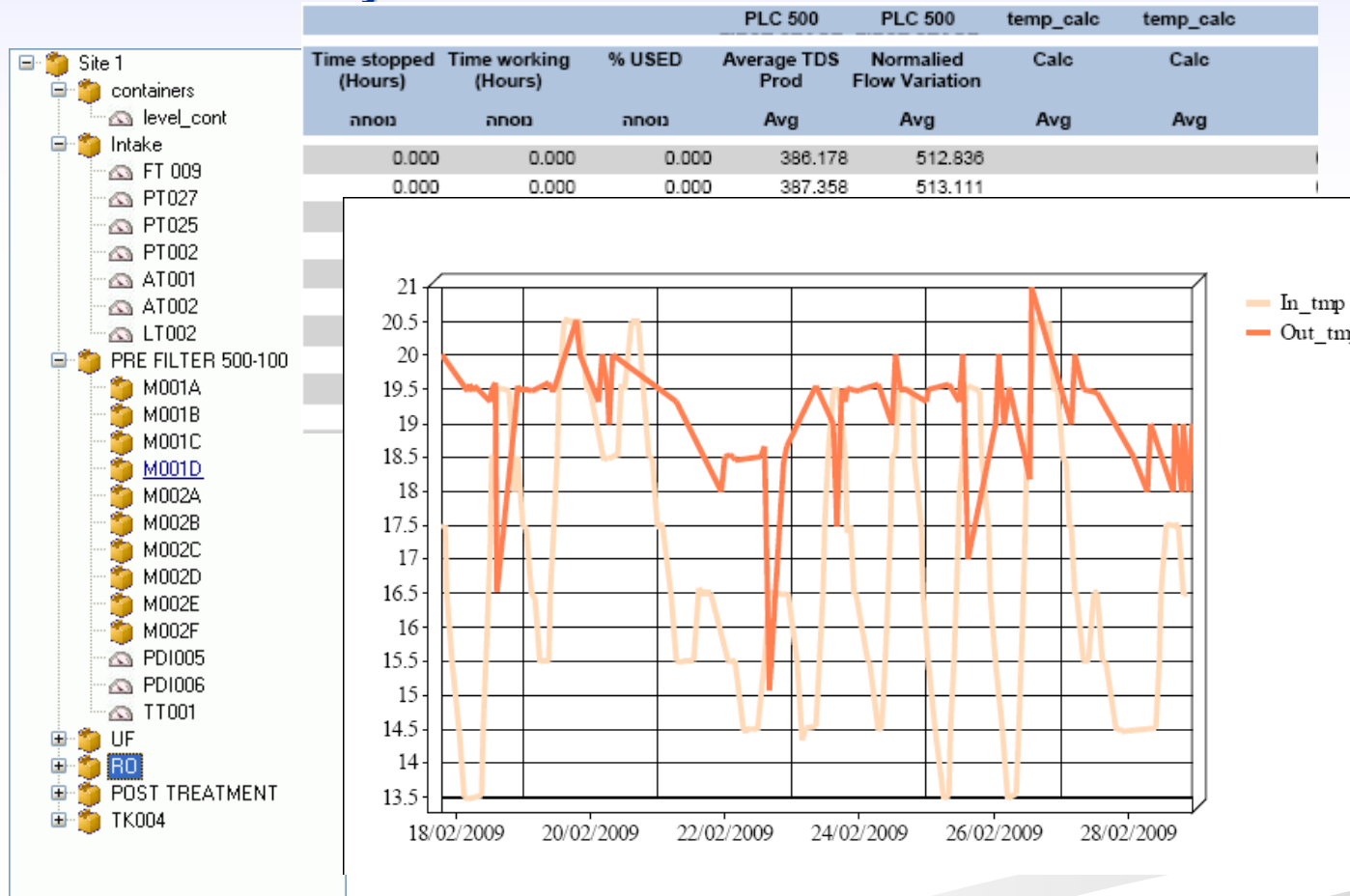
The product - screen shots

➤ Real time analysis



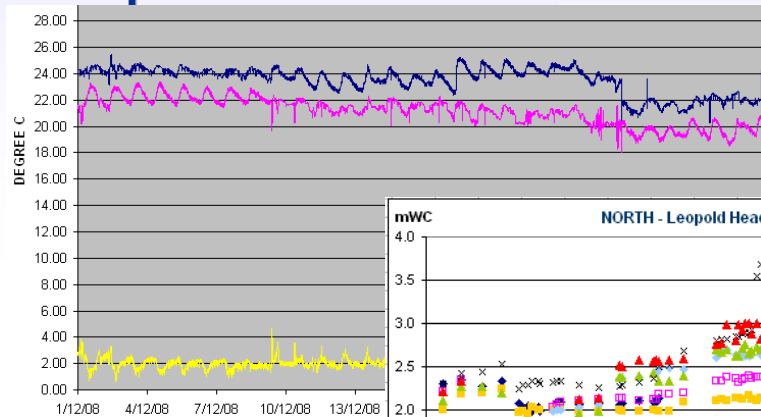
The product - screen shots

➤ Real time analysis

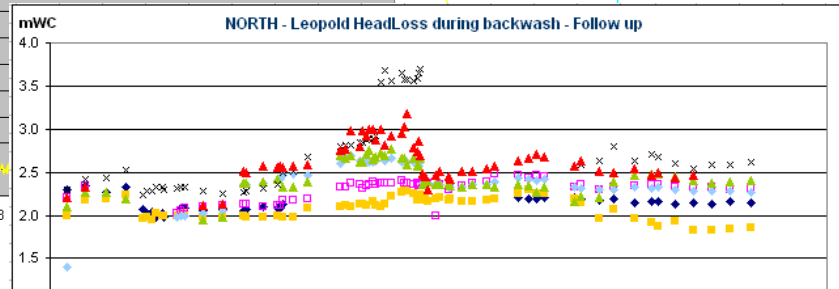
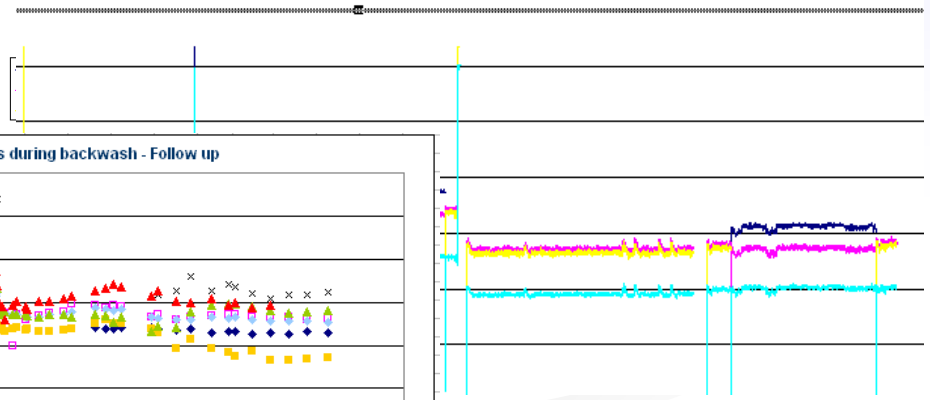


The product - screen shots

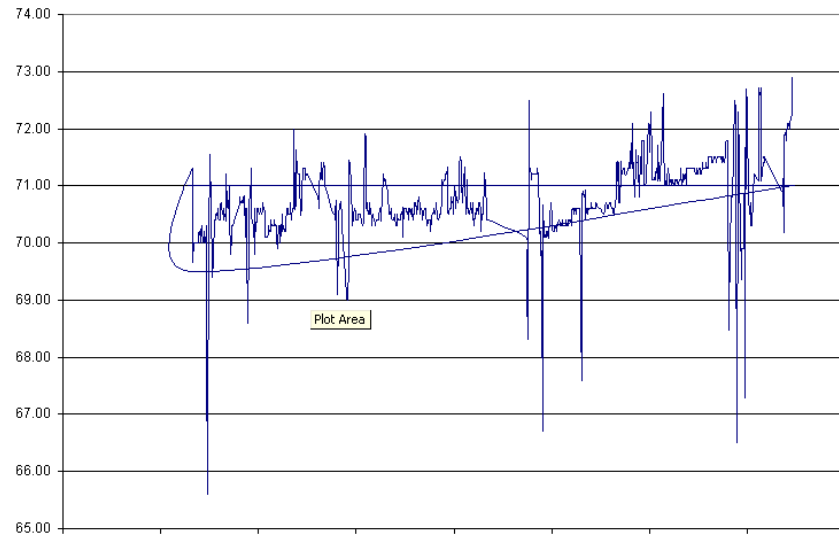
Reports



Cooling Water Flow during pump operation



Feed P -





Thank you